







# VACCINES WORK

<u>DISEASE</u>		<b>CASES THEN*</b>	<b>CASES NOW**</b>	<u>DECREASE</u>
<b>WHOOPING COUGH</b>		17,777	2,332	<b>87%</b>
<b>MEASLES</b>		53,584	292	<b>99%</b>
<b>MUMPS</b>		36,101	103	<b>99%</b>
<b>RUBELLA</b>		14,974	1	<b>99%</b>
<b>DIPHTHERIA</b>		8,142	1	<b>99%</b>
<b>POLIO</b>		2,545	0	<b>100%</b>

Pub.: 140510

\* Average number of cases reported annually in Canada during the five years before routine vaccine use, or the closest possible five years where stable reporting was occurring.

\*\* Average number of cases reported annually in Canada from 2011 to 2015.

Some numbers are subject to change as reports are updated. For details about the data sources and methods, visit [Canada.ca/vaccines](http://Canada.ca/vaccines)



Public Health  
Agency of Canada

Agence de la santé  
publique du Canada

Canada